



ComboCurve

The cloud-based operating
system for energy companies

Dan Gualtieri, Director ComboCurve,

Transforming Team Dynamics & Improving Operational Efficiencies - O&G Assets

A testimonial: How to realize a step change in efficiencies, ways to mitigate barriers stifling collaboration and enable teams to become economically focused. ***TIPRO – Annual Convention – April 4, 2023***

Understanding uncertainty - quantifying a statistical distribution of drilling and completion parameters to a random sample of outcomes will improve asset evaluation workflows

Improving asset evaluation workflows by quantifying the statistical distribution of drilling and completion parameters in a random sample of outcomes.

2014 – what keeps an Asset Manager up at night

- **Good resources are hard to find (Consult, Buy, Grow, Train)**
- **Group Think is not always better**
- **Leverage All the Data available and pay attention to details**
- **Collaborate**
- **Innovate**
- **Efficiency**
- **Effective**
- **Risk Mitigation**
- **Integration**



Wells Filters Map Combo All 20 Wells 24.55K Gross Oil 951.36K Gross Gas 14.73K Net Oil 423.02K Net Gas 50.22K Net NGL

Reserves Reconciliation: Change in Before Income Tax Cash Flow



Measures	Gross Oil Well Head Volume		Gross Gas Well Head Volume		Gross Gas Well Head Volume 6:1		Gross Water Well Head Volume		Gross Oil Sal	
	Delta	Value	Delta	Value	Delta	Value	Delta	Value	Delta	Value
01-3Q21_ALT	4,855.95	4,855.95	178,808.08	178,808.08	29,801.35	29,801.35	0.00	0.00	4,855.95	
02-3Q21	-0.02	4,855.92	-0.84	178,807.24	-0.14	29,801.21	0.00	0.00	-0.02	
03-2Q21	271.48	5,127.40	-10,820.80	167,986.44	-1,803.47	27,997.74	3,284.56	3,284.56	271.48	
04-UEF_3Q21	-5,127.40	0.00	-99,839.18	68,147.27	-16,639.86	11,357.88	-3,284.56	0.00	-5,127.40	
05-3Q21(price2Q)	4,855.92	4,855.92	110,659.97	178,807.24	18,443.33	29,801.21	0.00	0.00	4,855.92	
06-3Q21_ALT(price2Q)	-0.11	4,855.82	-4.03	178,803.21	-0.67	29,800.53	0.00	0.00	-0.11	

Waterfall

Cumulative

Independent

Measures

Search

- ☐ Gross Oil Well Head Volume
- ☐ Gross Gas Well Head Volume
- ☐ Gross Gas Well Head Volume 6:1
- ☐ Gross Water Well Head Volume
- ☐ Gross Oil Sales Volume
- ☐ Gross Gas Sales Volume
- ☐ Gross NGL Sales Volume
- ☐ Net Oil Sales Volume
- ☐ Net Gas Sales Volume
- ☐ Net Gas Sales Volume 6:1
- ☐ Net NGL Sales Volume
- ☐ Oil Price
- ☐ Gas Price
- ☐ NGL Price
- ☐ Oil Revenue
- ☐ Gas Revenue
- ☐ NGL Revenue
- ☐ Total Revenue
- ☐ Total Expense
- ☐ Total Production Tax
- ☐ Before Income Tax Cash Flow
- ☐ Ad Val. Tax
- ☐ CAPEX
- ☐ First Discount Cash Flow
- ☐ Fixed Expense
- ☐ Gas Strunk EUR
- ☐ Gas Well Head EUR
- ☐ Gas Well Head EUR / PLL
- ☐ Gas Well Head EUR 6:1
- ☐ Net BOE Sales Volumes

What keeps me up at night...

We have processes –
We have engineering –
We have procedures –

Often - we don't know what we know –

Do the analysis = but time is against you
....with limited data....

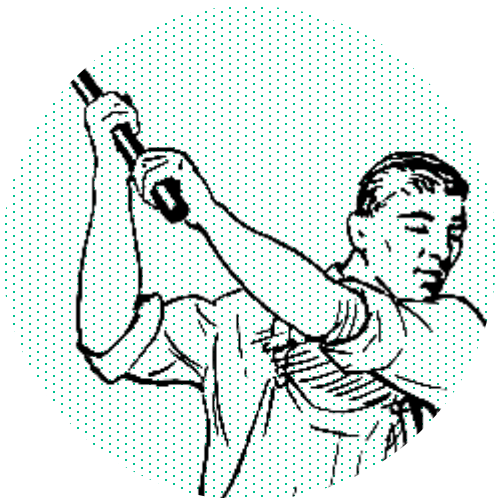
= Collect data 25% = Do the workflows 35% =
= Run the sensitivities 20% = (Rework 15%) =
= Build the story = 10% =

Benchmarks ComboCurve saves 58 to 68%

Change paradigms –



Enable collaboration – ALL Teams think \$\$\$
- the right tools can enable collaboration and
automation can provide better answers -



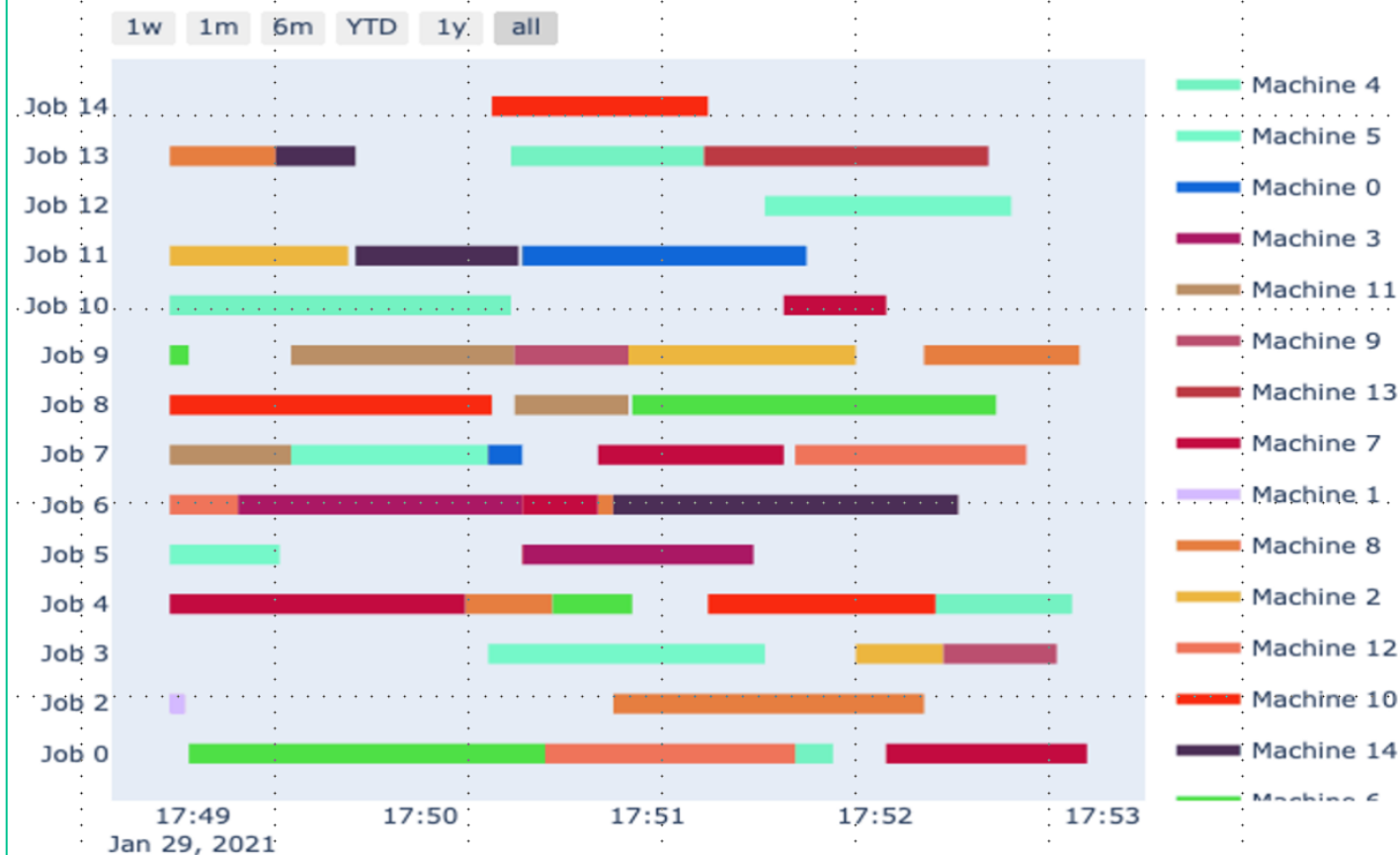


ComboCurve Proximity vs. Traditional DCA Forecast: A Comprehensive Comparison

Geographical and Makespan Hybrid-Objective



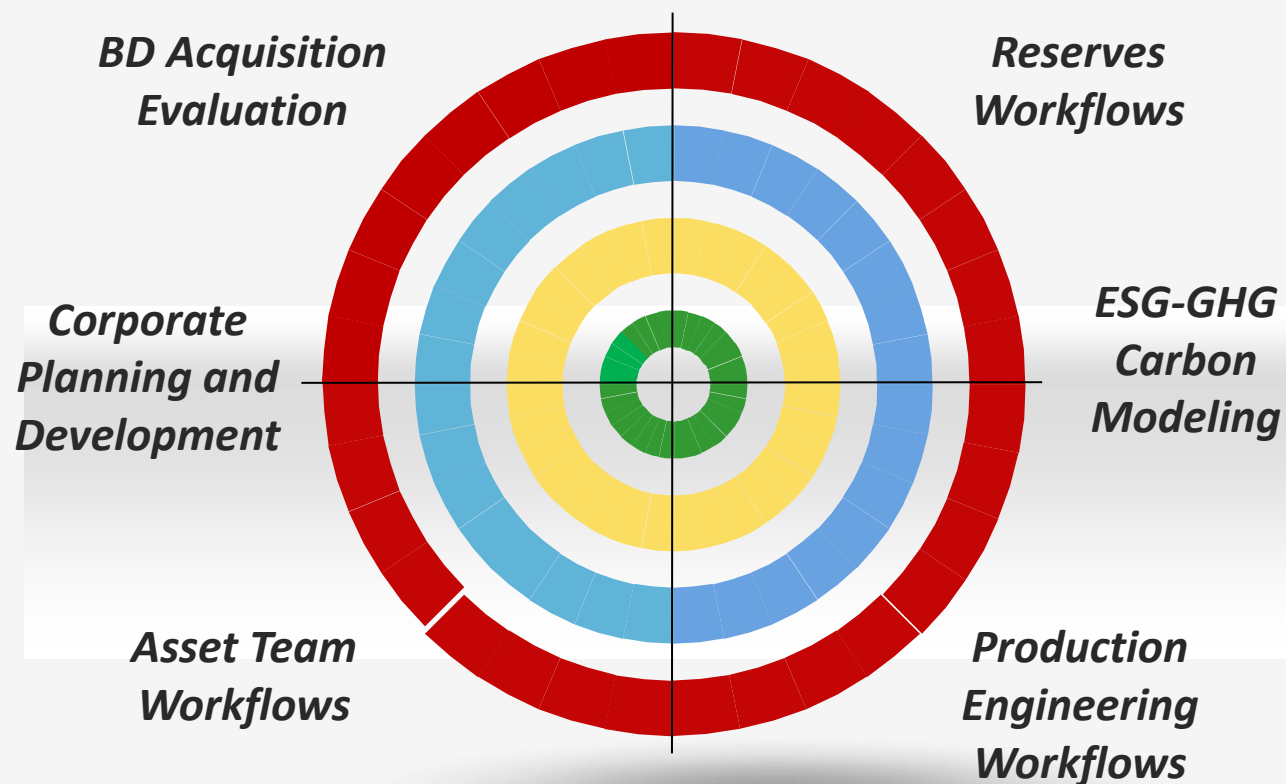
Gantt Chart



CC Path to Adoption

We have the right people and processes in place to ensure a successful transition.

Collaboration between Internal Groups & ComboCurve's Customer Success Teams



Identify Champions

- Internal Champion
- ComboCurve's Customer Success

Run the Workflows

- R1 = Forecasting and Type curves
- R2 = Economics and Scheduling

Present Findings to Exec Team

- Workflows and process map
- Present Pilot workflows

Define workflows and objectives

- Review existing project workflows
- Define scope and success criteria

Review steps and map to CC

- Map necessary steps to ComboCurve
- Define output requirements
- Execute workflows on a sample dataset

Pilot Workflows on actual project

- Re-work workflows on a 2nd sample or active project

Document performance and results

- Document results to present to the team

ComboCarbon

**Emission Models,
Forecasting,
Reduction Plans
Carbon Tax & Econ**

**all in One
Integrated Platform**

GHG Data



Emissions Data Modeling

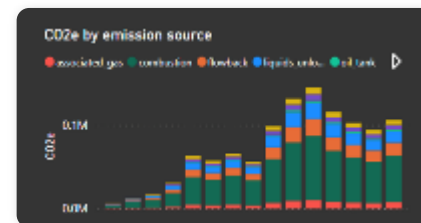


Disparate Data Sources

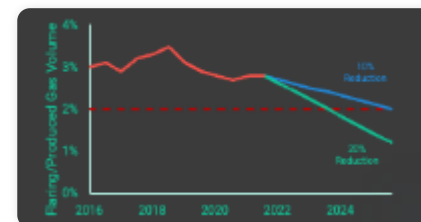


Data from Prior EPA Reports

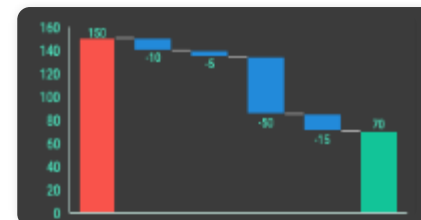
ComboCarbon



GHG Forecast



Scenarios & Forecast



Carbon Planning & Strategy

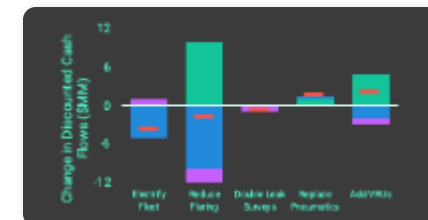
Analytics



Business Intelligence



Stakeholder Disclosure



Carbon Cost & Opportunities

Industry's Fastest-Growing Energy Technology

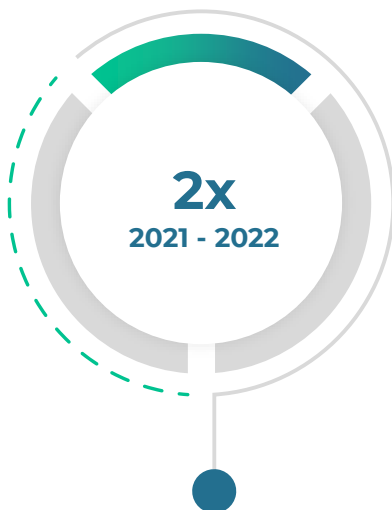
Let's Talk!



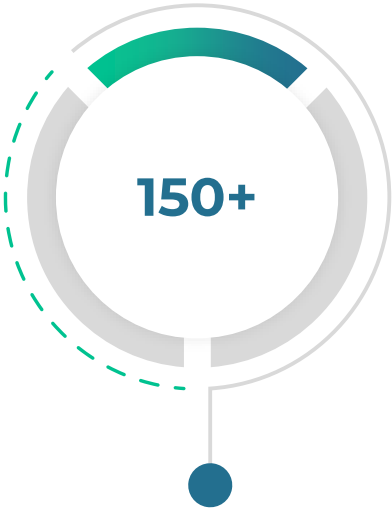
In Total Funding



Clients



NORTHAM
ROYALTIES ASSEMBLY AWARDS DINNER
Disruptive Technology of the Year



Employees





ComboCurve

The cloud-based operating system for
energy companies

Contact - Dan Gualtieri

D.Gualtieri@ComboCurve.com

<https://calendly.com/gualtieri>

713.305.1175



Dan Gualtieri, Director ComboCurve, Transforming Team Dynamics Managing O&G Assets

A testimonial: How to realize a step change in efficiencies, ways to mitigate barriers stifling collaboration and enable teams to become economically focused. ***TIPRO – Annual Convention – April 4, 2023***

Dan is an Executive Director for ComboCurve, specializing in deploying new technologies, commercialization and economic solutions. A career built on delivering disruptive technologies across the O&G industry touching on process automation, intelligent workflows and the integration of predictive analytics to improve business performance. Past projects: corporate data integration - process optimization workflows - fracture optimization; wireline quad-stack system redesign; deal evaluations, basin studies and asset economic modeling. Past roles: Director - Boots & Coots; VP Production Solutions – Knowledge Reservoir; Director Integrated Services – Baker Hughes; Manager HAL Consulting & PM; Tech Manager S.Tx – HAL; Product Champion – HAL Digital Assets.

University of Missouri Rolla (UMR) BS Electrical and Physics / Oklahoma State University (OSU) MS Electrical and MBA.

Salvation Army Advisory Board – Greater Houston; SA Boys and Girls Club Advisory Council – Houston; SPE Business Development Study Group – Sponsorship Chair.



D.Gualtieri@ComboCurve.com

<https://calendly.com/gualtieri>

713.305.1175